

Shotgun Start

Choose Holes for Shotgun Start

Holes	1 Group	2 Groups	Starters Holes
1	<input checked="" type="checkbox"/>	<input checked="" type="checkbox"/>	1A,1B
2	<input type="checkbox"/>	<input type="checkbox"/>	
3	<input type="checkbox"/>	<input type="checkbox"/>	
4	<input type="checkbox"/>	<input type="checkbox"/>	
5	<input type="checkbox"/>	<input type="checkbox"/>	
6	<input type="checkbox"/>	<input type="checkbox"/>	
7	<input type="checkbox"/>	<input type="checkbox"/>	
8	<input type="checkbox"/>	<input type="checkbox"/>	
9	<input checked="" type="checkbox"/>	<input checked="" type="checkbox"/>	9
10	<input checked="" type="checkbox"/>	<input checked="" type="checkbox"/>	10A,10B
11	<input checked="" type="checkbox"/>	<input checked="" type="checkbox"/>	11A,11B
12	<input checked="" type="checkbox"/>	<input checked="" type="checkbox"/>	12A,12B
13	<input checked="" type="checkbox"/>	<input checked="" type="checkbox"/>	13
14	<input checked="" type="checkbox"/>	<input checked="" type="checkbox"/>	14A,14B
15	<input checked="" type="checkbox"/>	<input checked="" type="checkbox"/>	15
16	<input checked="" type="checkbox"/>	<input checked="" type="checkbox"/>	16
17	<input checked="" type="checkbox"/>	<input checked="" type="checkbox"/>	17A,17B
18	<input checked="" type="checkbox"/>	<input checked="" type="checkbox"/>	18A,18B





www.kickstartgolf.com


Tee	Position	School	Name
1A	1	Panorama	Evan Powell
1B	2	Panorama	Madrox Hammerstrom
18A	3	Panorama	Parker Cary
18B	4	Panorama	Brayden Galvan
17A	5	Panorama	Alexander Hammerstrom
17B	6	Panorama	Trey Boetcher
17B	1	ACGC	Bo Arrasmith
11A	2	ACGC	Yegan Staybaugh
11B	3	ACGC	Cassy Young
10A	4	ACGC	Chase Staybaugh
10B	5	ACGC	Jonathan Martinez
9	6	ACGC	Lance Bunde
1A	1	DM Christian	Will Latham
1B	2	DM Christian	Braden Shontz
18A	3	DM Christian	Parker Osthus
18B	4	DM Christian	Parker Ellingboe
17A	5	DM Christian	Charlie Retz
17B	6	DM Christian	Noah Anderson
1A	1	Earlham	Byan Stiles
1B	2	Earlham	Davis Doud
18A	3	Earlham	Konnar Stiles
18B	4	Earlham	Alden Kaster
17A	5	Earlham	Brodie Hamilton
17B	6	Earlham	Kallin Nicholson
12B	1	i 35	Peter Nagel
11A	2	i 35	Will Goering
11B	3	i 35	Brady Dufek
10A	4	i 35	Porter Cannoy
10B	5	i 35	Kolter Good
9	6	i 35	Tyler Heitink
15	1	Madrid	Owen Burkhardt
15	2	Madrid	Carter Lindley
14A	3	Madrid	Eli Petersen
14B	4	Madrid	Mata Peasley
13	5	Madrid	Michael McBride
12A	6	Madrid	Wyatt Kniflen
16	1	Ogden	Matthew Samuelson
15	2	Ogden	Jace Benbow
14A	3	Ogden	Jose Coleman
14B	4	Ogden	Hayden Soeres
13	5	Ogden	Keagan Ristvett
12A	6	Ogden	Soren Miller
15	1	Pleasantville	Caylor Jones
15	2	Pleasantville	Brayden Kennedy
14A	3	Pleasantville	Easton Cox
14B	4	Pleasantville	Kayne Brent
13	5	Pleasantville	Lukas Klootwyk
12A	6	Pleasantville	Lincoln Card C
16	1	Van Meter	John Braun
15	2	Van Meter	Teddy Stock
14A	3	Van Meter	Stade Montgomery
14B	4	Van Meter	Carl Trudo
13	5	Van Meter	Jawan Kinselman
12A	6	Van Meter	Evan Roberts
12B	1	West Central Valley	Brock Taylor
11A	2	West Central Valley	Brylan Taylor
11B	3	West Central Valley	Coltan Kern
10A	4	West Central Valley	Bryce Vigon
10B	5	West Central Valley	Nathan Bentler
9	6	West Central Valley	Oliver Ware
1A	1	Woodward-Granger	Landon Chambers
1B	2	Woodward-Granger	Max Behrens
18A	3	Woodward-Granger	Iabor Letlow
18B	4	Woodward-Granger	Cassy Foster
17A	5	Woodward-Granger	Bryce Polich
17B	6	Woodward-Granger	Boden Greiner
1	1		
2	2		
3	3		
4	4		
5	5		
6	6		
1	1		
2	2		
3	3		
4	4		
5	5		
6	6		
1	1		
2	2		
3	3		
4	4		
5	5		
6	6		
1	1		
2	2		
3	3		
4	4		
5	5		
6	6		


Use Names

Tee	Tee	Tee	Tee
DM Christian	Will Latham	Madrid	Michael McBride
Earlham	Byan Stiles	Ogden	Keagan Ristvett
Panorama	Evan Powell	Pleasantville	Lukas Klootwyk
Woodward-Granger	Landon Chambers	Van Meter	Jawan Kinselman
DM Christian	Braden Shontz	Madrid	Eli Petersen
Earlham	Davis Doud	Ogden	Jose Coleman
Panorama	Madrox Hammerstrom	Pleasantville	Easton Cox
Woodward-Granger	Max Behrens	Van Meter	Stade Montgomery
ACGC	Lance Bunde	Madrid	Mata Peasley
i 35	Tyler Heitink	Ogden	Hayden Soeres
West Central Valley	Oliver Ware	Pleasantville	Kayne Brent
West Central Valley	Carl Trudo		
ACGC	Chase Staybaugh	Madrid	Carter Lindley
i 35	Porter Cannoy	Ogden	Jace Benbow
West Central Valley	Bryce Vigon	Pleasantville	Brayden Kennedy
West Central Valley	Teddy Stock	Van Meter	Teddy Stock
ACGC	Jonathan Martinez	Madrid	Owen Burkhardt
i 35	Kolter Good	Ogden	Matthew Samuelson
West Central Valley	Nathan Bentler	Pleasantville	Caylor Jones
West Central Valley	John Braun	Van Meter	John Braun
ACGC	Yegan Staybaugh	DM Christian	Charlie Retz
i 35	Will Goering	Earlham	Brodie Hamilton
West Central Valley	Braylan Taylor	Panorama	Alexander Hammerstrom
West Central Valley	Bryce Polich	Woodward-Granger	Bryce Polich
ACGC	Cassy Young	DM Christian	Noah Anderson
i 35	Brady Dufek	Earlham	Kallin Nicholson
West Central Valley	Coltan Kern	Panorama	Trey Boetcher
West Central Valley	Boden Greiner	Woodward-Granger	Boden Greiner
Madrid	Wyatt Kniflen	DM Christian	Parker Osthus
Ogden	Cavin Miller	Earlham	Konnar Stiles
Pleasantville	Lincoln Card C	Panorama	Parker Cary
Van Meter	Evan Roberts	Woodward-Granger	Tabor Letlow
ACGC	Bo Arrasmith	DM Christian	Parker Ellingboe
i 35	Peter Nagel	Earlham	Alden Kaster
West Central Valley	Brock Taylor	Panorama	Brayden Galvan
West Central Valley	Cassy Foster	Woodward-Granger	Cassy Foster









DM Christian
Earlham
Panorama
Woodward-Granger

**Tee
1A**

Will Latham
Ryan Stiles
Evan Powell
Landon Chambers

ACGC
i 35
West Central Valley

**Tee
11B**

Casey Young
Grady Dodds
Colten Kern

Madrid
Ogden
Pleasantville
Van Meter

**Tee
15**

Carter Lindley
Jace Benbow
Brayden Kennedy
Teddy Sieck

DM Christian
Earlham
Panorama
Woodward-Granger

**Tee
1B**

Braden Shontz
Davis Doud
Maddox Hammerstrom
Max Behrens

Madrid
Ogden
Pleasantville
Van Meter

**Tee
12A**

Wyatt Kniffen
Gavin Miller
Lincoln Card C
Evan Roberts

Madrid
Ogden
Pleasantville
Van Meter

**Tee
16**

Owen Burkhart
Matthew Samuelson
Caylor Jones
John Braun

ACGC
i 35
West Central Valley

**Tee
9**

Lance Bunde
Tyler Heitink
Oliver Ware

ACGC
i 35
West Central Valley

**Tee
12B**

Bo Arrasmith
Peter Nagel
Brock Taylor

DM Christian
Earlham
Panorama
Woodward-Granger

**Tee
17A**

Charlie Retz
Brodie Hamilton
Alexander Hammerstrom
Bryce Polich

ACGC
i 35
West Central Valley

**Tee
10A**

Chase Slaybaugh
Porter Cannoy
Bryce Vigon

Madrid
Ogden
Pleasantville
Van Meter

**Tee
13**

Michael McBride
Keagan Ristvedt
Lukas Klootwyk
Jaxon Hanselman

DM Christian
Earlham
Panorama
Woodward-Granger

**Tee
17B**

Noah Anderson
Kallin Nicholson
Trey Boetcher
Boden Greiner

ACGC
i 35
West Central Valley

**Tee
10B**

Jonathan Martinez
Kolter Good
Nathan Bentler

Madrid
Ogden
Pleasantville
Van Meter

**Tee
14A**

Eli Petersen
Jase Coleman
Easton Cox
Slade Montgomery

DM Christian
Earlham
Panorama
Woodward-Granger

**Tee
18A**

Parker Osthus
Konnar Stiles
Parker Cary
Tabor Lettow

ACGC
i 35
West Central Valley

**Tee
11A**

Tegan Slaybaugh
Will Goering
Braylon Taylor

Madrid
Ogden
Pleasantville
Van Meter

**Tee
14B**

Matai Peasley
Hayden Goeres
Kayne Brent
Cael Trudo

DM Christian
Earlham
Panorama
Woodward-Granger

**Tee
18B**

Parker Ellingboe
Aiden Kaster
Brayden Galvan
Casey Foster

West WCAC CONFERENCE GOLF
Course Lake Panorama National **Team** **White**
 Course Rating 147 34.8 88.5

Team	Hole	1	2	3	4	5	6	7	8	9	OUT	10	11	12	13	14	15	16	17	18	IN	TOT
Team 1	Distance	344	402	352	345	384	384	385	384	344	344	400	379	349	347	379	354	347	358	376	332	4296
Team	Handicap	12	14	18	8	2	4	16	6	30	13	3	1	17	9	5	15	11	7			
1A	Iron Powell	4	2	3	4	2	4	5	3	5	5	37	5	7	3	5	4	4	6	4	4	78
1B	Maddox Hammerstrom	4	2	3	3	4	5	3	4	5	40	5	5	4	4	5	4	4	4	4	4	81
19A	Parker Cary	5	6	3	5	4	5	3	4	5	40	5	5	4	4	5	7	4	5	5	5	78
19B	Brayden Galvan	6	4	4	5	6	4	4	6	5	44	5	5	5	4	3	5	4	5	4	4	84
17A	Alexander Hammerstrom	5	5	5	7	6	3	6	4	4	47	6	4	6	4	5	6	4	5	5	5	92
17B	Trey Butcher	5	5	4	6	5	5	5	6	5	46	5	5	4	4	5	4	4	4	4	5	91
	Par	4	5	3	5	4	4	3	4	4	38	5	4	5	3	4	4	3	4	4	38	72

2A **Panorama** **821**

Team	Hole	1	2	3	4	5	6	7	8	9	OUT	10	11	12	13	14	15	16	17	18	IN	TOT
Team 2	Distance	344	402	352	345	384	384	385	384	344	344	400	379	349	347	379	354	347	358	376	332	4296
Team	Handicap	12	14	18	8	2	4	16	6	30	13	3	1	17	9	5	15	11	7			
12B	Bo Arrasmith	5	5	4	6	6	5	4	4	5	44	5	4	6	3	4	4	3	5	7	4	85
11A	Rigan Slaybaugh	5	5	4	5	5	4	3	6	4	42	5	6	6	5	4	5	3	4	4	4	86
11B	Carey Young	5	5	6	7	5	3	4	5	4	42	5	6	5	3	3	4	4	6	5	4	90
10A	Chase Slaybaugh	5	5	5	7	5	4	5	5	4	46	4	4	7	7	5	4	4	4	4	4	85
10B	Jonathan Martinez	4	7	4	5	7	5	4	6	4	46	7	5	5	4	5	6	3	4	4	4	89
9	Lance Bunde	6	8	3	5	6	5	4	6	5	46	5	5	6	3	5	4	3	4	4	3	85
	Par	4	5	3	5	4	4	3	4	4	38	5	4	5	3	4	4	3	4	4	38	72

2A **ACCG** **845**

Team	Hole	1	2	3	4	5	6	7	8	9	OUT	10	11	12	13	14	15	16	17	18	IN	TOT
Team 3	Distance	344	402	352	345	384	384	385	384	344	344	400	379	349	347	379	354	347	358	376	332	4296
Team	Handicap	12	14	18	8	2	4	16	6	30	13	3	1	17	9	5	15	11	7			
1A	Will Latham	5	5	3	4	6	6	3	5	4	41	4	5	5	3	4	3	2	5	5	3	77
1B	Braden Shontz	5	5	3	5	5	5	3	5	5	41	5	4	7	3	5	4	4	4	4	5	82
13A	Parker Oethus	5	5	4	5	6	4	4	5	4	44	5	7	3	6	4	4	3	5	8	4	85
13B	Parker Ellingboe	5	4	3	5	5	4	4	5	4	40	5	4	6	4	5	3	3	4	4	4	81
17A	Charlie Retz	5	6	3	5	3	4	5	5	5	47	6	6	6	4	5	5	3	5	4	4	91
17B	Noah Anderson	4	6	3	5	6	5	4	4	5	42	6	5	6	3	5	5	3	5	5	4	85
	Par	4	5	3	5	4	4	3	4	4	38	5	4	5	3	4	4	3	4	4	38	72

2A **DM Christian** **825**

Team	Hole	1	2	3	4	5	6	7	8	9	OUT	10	11	12	13	14	15	16	17	18	IN	TOT
Team 4	Distance	344	402	352	345	384	384	385	384	344	344	400	379	349	347	379	354	347	358	376	332	4296
Team	Handicap	12	14	18	8	2	4	16	6	30	13	3	1	17	9	5	15	11	7			
1A	Ryan Stiles	4	9	3	6	6	4	4	6	6	50	5	5	6	4	4	5	2	5	6	4	92
1B	Davis Doud	7	5	4	6	5	4	3	8	4	46	5	5	5	4	7	4	3	4	5	4	88
10A	Konner Stiles	5	5	4	5	7	5	4	6	4	49	7	5	6	4	6	6	4	4	6	4	97
13B	Aiden Kester	4	5	4	5	7	3	4	5	4	45	5	5	4	6	4	3	4	5	4	5	82
17A	Brodie Hamilton	6	8	3	6	6	5	4	6	4	47	6	6	3	8	5	4	9	7	5	3	100
17B	Kallin Nicholson	7	9	4	6	6	5	6	7	6	56	8	7	6	6	4	10	4	7	6	5	114
	Par	4	5	3	5	4	4	3	4	4	38	5	4	5	3	4	4	3	4	4	38	72

2A **Earlham** **864**

Team	Hole	1	2	3	4	5	6	7	8	9	OUT	10	11	12	13	14	15	16	17	18	IN	TOT
Team 5	Distance	344	402	352	345	384	384	385	384	344	344	400	379	349	347	379	354	347	358	376	332	4296
Team	Handicap	12	14	18	8	2	4	16	6	30	13	3	1	17	9	5	15	11	7			
12B	Peter Nagel	6	8	4	8	6	6	4	5	5	52	6	4	6	3	6	5	4	5	5	4	96
11A	Will Goering	7	8	5	7	8	6	4	6	6	53	5	6	6	4	7	7	5	4	6	5	105
11B	Grady Dodds	5	5	4	5	5	5	4	5	5	43	6	4	6	4	6	6	5	6	5	4	81
10A	Porter Canoy	6	8	3	6	6	4	3	6	5	52	7	5	8	4	5	7	6	6	5	5	105
10B	Keller Good	5	6	3	5	7	5	4	5	4	46	5	6	3	5	3	4	5	4	5	4	82
9	Tyler Hellick	5	6	3	6	7	4	6	4	4	51	6	6	4	6	4	6	7	5	4	5	102
	Par	4	5	3	5	4	4	3	4	4	38	5	4	5	3	4	4	3	4	4	38	72

2A **Madrid** **801**

Team	Hole	1	2	3	4	5	6	7	8	9	OUT	10	11	12	13	14	15	16	17	18	IN	TOT
Team 6	Distance	344	402	352	345	384	384	385	384	344	344	400	379	349	347	379	354	347	358	376	332	4296
Team	Handicap	12	14	18	8	2	4	16	6	30	13	3	1	17	9	5	15	11	7			
16	Owen Burkhardt	5	6	4	6	5	7	4	5	6	48	7	5	6	5	7	7	5	5	5	5	100
15	Carter Lindley	5	7	4	6	6	7	5	5	6	53	7	6	4	5	7	5	5	8	7	5	110
14A	Eli Peterson	5	7	3	7	8	7	4	6	6	51	6	7	8	6	9	6	4	7	12	6	138
14B	Mata Peasley	7	7	5	6	7	5	8	5	6	61	8	7	8	6	6	14	5	7	8	6	130
13	Michael McBride	5	5	3	5	6	7	5	6	6	49	6	3	6	4	6	8	13	8	6	6	103
12A	Wyatt Kniffen	7	8	4	8	8	7	4	5	5	59	7	8	7	7	5	4	8	8	6	6	120
	Par	4	5	3	5	4	4	3	4	4	38	5	4	5	3	4	4	3	4	4	38	72

2A **Madrid** **446**

Team	Hole	1	2	3	4	5	6	7	8	9	OUT	10	11	12	13	14	15	16	17	18	IN	TOT
Team 7	Distance	344	402	352	345	384	384	385	384	344	344	400	379	349	347	379	354	347	358	376	332	4296
Team	Handicap	12	14	18	8	2	4	16	6	30	13	3	1	17	9	5	15	11	7			
16	Matthew Samuelson	4	7	3	5	6	8	5	6	4	48	6	5	6	3	10	6	6	7	5	4	102
15	Jace Benbow	7	5	5	7	4	7	4	4													

Hole	1	2	3	4	5	6	7	8	9	OUT	10	11	12	13	14	15	16	17	18	IN	TOT	
Distance	349	402	352	345	344	344	345	344	344	344	400	379	349	347	379	354	347	358	376	332	4206	
Tee	Handicap	12	14	18	8	2	4	16	6	10	13	3	1	17	9	5	15	11	7			
1A	London Chambers	5	5	2	5	5	4	3	5	5	5	5	4	5	3	5	4	4	4	4	4	38
1B	Max Behrens	6	6	3	10	4	7	5	8	5	7	6	6	6	3	5	5	4	6	6	6	47
15A	Tobias Letlow	3	5	4	5	5	4	4	5	4	4	5	5	9	4	7	6	4	5	5	46	
18B	Casey Foster	4	7	4	6	5	5	4	4	5	4	5	4	6	5	5	5	4	6	5	45	
17A	Bryce Polich	4	5	4	7	7	5	5	6	5	4	6	5	8	4	9	4	4	5	6	51	
17B	Boden Greiner	6	5	5	7	6	5	5	5	5	6	7	7	7	6	5	5	4	5	4	50	
Par		4	5	3	5	4	4	3	4	4	5	4	5	3	4	4	4	3	4	4	35	

2A

Westford - 4 - 2000

SSS

Hole	1	2	3	4	5	6	7	8	9	OUT	10	11	12	13	14	15	16	17	18	IN	TOT
Distance	349	402	352	345	344	344	345	344	344	344	400	379	349	347	379	354	347	358	376	332	4206
Tee	Handicap	12	14	18	8	2	4	16	6	10	13	3	1	17	9	5	15	11	7		
Par		4	5	3	5	4	4	3	4	4	5	4	5	3	4	4	4	3	4	4	35

Hole	1	2	3	4	5	6	7	8	9	OUT	10	11	12	13	14	15	16	17	18	IN	TOT
Distance	349	402	352	345	344	344	345	344	344	344	400	379	349	347	379	354	347	358	376	332	4206
Tee	Handicap	12	14	18	8	2	4	16	6	10	13	3	1	17	9	5	15	11	7		
Par		4	5	3	5	4	4	3	4	4	5	4	5	3	4	4	4	3	4	4	35

Hole	1	2	3	4	5	6	7	8	9	OUT	10	11	12	13	14	15	16	17	18	IN	TOT
Distance	349	402	352	345	344	344	345	344	344	344	400	379	349	347	379	354	347	358	376	332	4206
Tee	Handicap	12	14	18	8	2	4	16	6	10	13	3	1	17	9	5	15	11	7		
Par		4	5	3	5	4	4	3	4	4	5	4	5	3	4	4	4	3	4	4	35

Hole	1	2	3	4	5	6	7	8	9	OUT	10	11	12	13	14	15	16	17	18	IN	TOT
Distance	349	402	352	345	344	344	345	344	344	344	400	379	349	347	379	354	347	358	376	332	4206
Tee	Handicap	12	14	18	8	2	4	16	6	10	13	3	1	17	9	5	15	11	7		
Par		4	5	3	5	4	4	3	4	4	5	4	5	3	4	4	4	3	4	4	35

Hole	1	2	3	4	5	6	7	8	9	OUT	10	11	12	13	14	15	16	17	18	IN	TOT
Distance	349	402	352	345	344	344	345	344	344	344	400	379	349	347	379	354	347	358	376	332	4206
Tee	Handicap	12	14	18	8	2	4	16	6	10	13	3	1	17	9	5	15	11	7		
Par		4	5	3	5	4	4	3	4	4	5	4	5	3	4	4	4	3	4	4	35

Hole	1	2	3	4	5	6	7	8	9	OUT	10	11	12	13	14	15	16	17	18	IN	TOT
Distance	349	402	352	345	344	344	345	344	344	344	400	379	349	347	379	354	347	358	376	332	4206
Tee	Handicap	12	14	18	8	2	4	16	6	10	13	3	1	17	9	5	15	11	7		
Par		4	5	3	5	4	4	3	4	4	5	4	5	3	4	4	4	3	4	4	35

Hole	1	2	3	4	5	6	7	8	9	OUT	10	11	12	13	14	15	16	17	18	IN	TOT
Distance	349	402	352	345	344	344	345	344	344	344	400	379	349	347	379	354	347	358	376	332	4206
Tee	Handicap	12	14	18	8	2	4	16	6	10	13	3	1	17	9	5	15	11	7		
Par		4	5	3	5	4	4	3	4	4	5	4	5	3	4	4	4	3	4	4	35

Hole	1	2	3	4	5	6	7	8	9	OUT	10	11	12	13	14	15	16	17	18	IN	TOT
Distance	349	402	352	345	344	344	345	344	344	344	400	379	349	347	379	354	347	358	376	332	4206
Tee	Handicap	12	14	18	8	2	4	16	6	10	13	3	1	17	9	5	15	11	7		
Par		4	5	3	5	4	4	3	4	4	5	4	5	3	4	4	4	3	4	4	35

Group	Hole	1	2	3	4	5	6	7	8	9	OUT	10	11	12	13	14	15	16	17	18	IN	TOT	
1A	Distance	340	462	152	545	368	398	165	388	346	3164	480	370	510	147	370	354	167	358	376	3132	6296	
	Handicap	12	14	18	8	2	4	16	6	10		13	3	1	17	9	5	15	11	7			
School	Player	Tee / Par	4	5	3	5	4	4	3	4	4	36	5	4	5	3	4	4	3	4	4	36	72
DM Christian	Will Latham	1A																					
Earlham	Ryan Stiles	1A																					
Panorama	Evan Powell	1A																					
Woodward-Granger	Landon Chambers	1A																					

Group	Hole	1	2	3	4	5	6	7	8	9	OUT	10	11	12	13	14	15	16	17	18	IN	TOT	
1B	Distance	340	462	152	545	368	398	165	388	346	3164	480	370	510	147	370	354	167	358	376	3132	6296	
	Handicap	12	14	18	8	2	4	16	6	10		13	3	1	17	9	5	15	11	7			
School	Player	Tee / Par	4	5	3	5	4	4	3	4	4	36	5	4	5	3	4	4	3	4	4	36	72
DM Christian	Braden Shontz	1B																					
Earlham	Davis Doud	1B																					
Panorama	Maddox Hammerstrom	1B																					
Woodward-Granger	Max Behrens	1B																					

Group	Hole	1	2	3	4	5	6	7	8	9	OUT	10	11	12	13	14	15	16	17	18	IN	TOT	
9	Distance	340	462	152	545	368	398	165	388	346	3164	480	370	510	147	370	354	167	358	376	3132	6296	
	Handicap	12	14	18	8	2	4	16	6	10		13	3	1	17	9	5	15	11	7			
School	Player	Tee / Par	4	5	3	5	4	4	3	4	4	36	5	4	5	3	4	4	3	4	4	36	72
ACGC	Lance Bunde	9																					
i 35	Tyler Heitink	9																					
West Central Valley	Oliver Ware	9																					

Group	Hole	1	2	3	4	5	6	7	8	9	OUT	10	11	12	13	14	15	16	17	18	IN	TOT	
10A	Distance	340	462	152	545	368	398	165	388	346	3164	480	370	510	147	370	354	167	358	376	3132	6296	
	Handicap	12	14	18	8	2	4	16	6	10		13	3	1	17	9	5	15	11	7			
School	Player	Tee / Par	4	5	3	5	4	4	3	4	4	36	5	4	5	3	4	4	3	4	4	36	72
ACGC	Chase Slaybaugh	10A																					
i 35	Porter Cannoy	10A																					
West Central Valley	Bryce Vigon	10A																					

Group	Hole	1	2	3	4	5	6	7	8	9	OUT	10	11	12	13	14	15	16	17	18	IN	TOT	
10B	Distance	340	462	152	545	368	398	165	388	346	3164	480	370	510	147	370	354	167	358	376	3132	6296	
	Handicap	12	14	18	8	2	4	16	6	10		13	3	1	17	9	5	15	11	7			
School	Player	Tee / Par	4	5	3	5	4	4	3	4	4	36	5	4	5	3	4	4	3	4	4	36	72
ACGC	Jonathan Martinez	10B																					
i 35	Kolter Good	10B																					
West Central Valley	Nathan Bentler	10B																					

Group	Hole	1	2	3	4	5	6	7	8	9	OUT	10	11	12	13	14	15	16	17	18	IN	TOT	
11A	Distance	340	462	152	545	368	398	165	388	346	3164	480	370	510	147	370	354	167	358	376	3132	6296	
	Handicap	12	14	18	8	2	4	16	6	10		13	3	1	17	9	5	15	11	7			
School	Player	Tee / Par	4	5	3	5	4	4	3	4	4	36	5	4	5	3	4	4	3	4	4	36	72
ACGC	Tegan Slaybaugh	11A																					
i 35	Will Goering	11A																					
West Central Valley	Braylon Taylor	11A																					

Group	Hole	1	2	3	4	5	6	7	8	9	OUT	10	11	12	13	14	15	16	17	18	IN	TOT	
11B	Distance	340	462	152	545	368	398	165	388	346	3164	480	370	510	147	370	354	167	358	376	3132	6296	
	Handicap	12	14	18	8	2	4	16	6	10		13	3	1	17	9	5	15	11	7			
School	Player	Tee / Par	4	5	3	5	4	4	3	4	4	36	5	4	5	3	4	4	3	4	4	36	72
ACGC	Casey Young	11B																					
i 35	Grady Dodds	11B																					
West Central Valley	Colten Kern	11B																					

Group	Hole	1	2	3	4	5	6	7	8	9	OUT	10	11	12	13	14	15	16	17	18	IN	TOT	
12A	Distance	340	462	152	545	368	398	165	388	346	3164	480	370	510	147	370	354	167	358	376	3132	6296	
	Handicap	12	14	18	8	2	4	16	6	10		13	3	1	17	9	5	15	11	7			
School	Player	Tee / Par	4	5	3	5	4	4	3	4	4	36	5	4	5	3	4	4	3	4	4	36	72
Madrid	Wyatt Kniffen	12A																					
Ogden	Gavin Miller	12A																					
Pleasantville	Lincoln Card C	12A																					
Van Meter	Evan Roberts	12A																					

Group	Hole	1	2	3	4	5	6	7	8	9	OUT	10	11	12	13	14	15	16	17	18	IN	TOT
-------	------	---	---	---	---	---	---	---	---	---	-----	----	----	----	----	----	----	----	----	----	----	-----

12B		Distance	340	462	152	545	368	398	165	388	346	3164	480	370	510	147	370	354	167	358	376	3132	6296
		Handicap	12	14	18	8	2	4	16	6	10		13	3	1	17	9	5	15	11	7		
School	Player	Tee / Par	4	5	3	5	4	4	3	4	4	36	5	4	5	3	4	4	3	4	4	36	72
ACGC	Bo Arrasmith	12B																					
i 35	Peter Nagel	12B																					
West Central Valley	Brock Taylor	12B																					
Group		Hole	1	2	3	4	5	6	7	8	9	OUT	10	11	12	13	14	15	16	17	18	IN	TOT
13		Distance	340	462	152	545	368	398	165	388	346	3164	480	370	510	147	370	354	167	358	376	3132	6296
		Handicap	12	14	18	8	2	4	16	6	10		13	3	1	17	9	5	15	11	7		
School	Player	Tee / Par	4	5	3	5	4	4	3	4	4	36	5	4	5	3	4	4	3	4	4	36	72
Madrid	Michael McBride	13																					
Ogden	Keagan Ristvedt	13																					
Pleasantville	Lukas Klootwyk	13																					
Van Meter	Jaxon Hanselman	13																					
Group		Hole	1	2	3	4	5	6	7	8	9	OUT	10	11	12	13	14	15	16	17	18	IN	TOT
14A		Distance	340	462	152	545	368	398	165	388	346	3164	480	370	510	147	370	354	167	358	376	3132	6296
		Handicap	12	14	18	8	2	4	16	6	10		13	3	1	17	9	5	15	11	7		
School	Player	Tee / Par	4	5	3	5	4	4	3	4	4	36	5	4	5	3	4	4	3	4	4	36	72
Madrid	Eli Petersen	14A																					
Ogden	Jase Coleman	14A																					
Pleasantville	Easton Cox	14A																					
Van Meter	Slade Montgomery	14A																					
Group		Hole	1	2	3	4	5	6	7	8	9	OUT	10	11	12	13	14	15	16	17	18	IN	TOT
14B		Distance	340	462	152	545	368	398	165	388	346	3164	480	370	510	147	370	354	167	358	376	3132	6296
		Handicap	12	14	18	8	2	4	16	6	10		13	3	1	17	9	5	15	11	7		
School	Player	Tee / Par	4	5	3	5	4	4	3	4	4	36	5	4	5	3	4	4	3	4	4	36	72
Madrid	Matai Peasley	14B																					
Ogden	Hayden Goeres	14B																					
Pleasantville	Kayne Brent	14B																					
Van Meter	Cael Trudo	14B																					
Group		Hole	1	2	3	4	5	6	7	8	9	OUT	10	11	12	13	14	15	16	17	18	IN	TOT
15		Distance	340	462	152	545	368	398	165	388	346	3164	480	370	510	147	370	354	167	358	376	3132	6296
		Handicap	12	14	18	8	2	4	16	6	10		13	3	1	17	9	5	15	11	7		
School	Player	Tee / Par	4	5	3	5	4	4	3	4	4	36	5	4	5	3	4	4	3	4	4	36	72
Madrid	Carter Lindley	15																					
Ogden	Jace Benbow	15																					
Pleasantville	Brayden Kennedy	15																					
Van Meter	Teddy Sieck	15																					
Group		Hole	1	2	3	4	5	6	7	8	9	OUT	10	11	12	13	14	15	16	17	18	IN	TOT
16		Distance	340	462	152	545	368	398	165	388	346	3164	480	370	510	147	370	354	167	358	376	3132	6296
		Handicap	12	14	18	8	2	4	16	6	10		13	3	1	17	9	5	15	11	7		
School	Player	Tee / Par	4	5	3	5	4	4	3	4	4	36	5	4	5	3	4	4	3	4	4	36	72
Madrid	Owen Burkhart	16																					
Ogden	Matthew Samuelson	16																					
Pleasantville	Caylor Jones	16																					
Van Meter	John Braun	16																					
Group		Hole	1	2	3	4	5	6	7	8	9	OUT	10	11	12	13	14	15	16	17	18	IN	TOT
17A		Distance	340	462	152	545	368	398	165	388	346	3164	480	370	510	147	370	354	167	358	376	3132	6296
		Handicap	12	14	18	8	2	4	16	6	10		13	3	1	17	9	5	15	11	7		
School	Player	Tee / Par	4	5	3	5	4	4	3	4	4	36	5	4	5	3	4	4	3	4	4	36	72
DM Christian	Charlie Retz	17A																					
Earlham	Brodie Hamilton	17A																					
Panorama	Alexander Hammerstrom	17A																					
Woodward-Granger	Bryce Polich	17A																					
Group		Hole	1	2	3	4	5	6	7	8	9	OUT	10	11	12	13	14	15	16	17	18	IN	TOT
17B		Distance	340	462	152	545	368	398	165	388	346	3164	480	370	510	147	370	354	167	358	376	3132	6296
		Handicap	12	14	18	8	2	4	16	6	10		13	3	1	17	9	5	15	11	7		
School	Player	Tee / Par	4	5	3	5	4	4	3	4	4	36	5	4	5	3	4	4	3	4	4	36	72
DM Christian	Noah Anderson	17B																					
Earlham	Kallin Nicholson	17B																					
Panorama	Trey Boetcher	17B																					
Woodward-Granger	Boden Greiner	17B																					
Group		Hole	1	2	3	4	5	6	7	8	9	OUT	10	11	12	13	14	15	16	17	18	IN	TOT
18A		Distance	340	462	152	545	368	398	165	388	346	3164	480	370	510	147	370	354	167	358	376	3132	6296
		Handicap	12	14	18	8	2	4	16	6	10		13	3	1	17	9	5	15	11	7		

