







**Tee  
1A**

Madrid  
Van Meter  
West Central Valley  
Woodward-Granger

Owen Burkhart  
John Braun  
  
Max Behrens

**Tee  
1B**

Madrid  
Van Meter  
West Central Valley  
Woodward-Granger

Carter Lindley  
Slade Montgomery  
Colten Kern  
Tabor Lettow

**Tee  
3**

Madrid  
Van Meter  
West Central Valley  
Woodward-Granger

Kaden Elswick  
Evan Roberts  
Oliver Ware  
Bryce Polich

**Tee  
4A**

Madrid  
Van Meter  
West Central Valley  
Woodward-Granger

Wyatt Kniffen  
Teddy Sieck  
  
Landon Chambers

**Tee  
4B**

Madrid  
Van Meter  
West Central Valley  
Woodward-Granger

Eli Petersen  
Jaxon Hanselman  
Bryce Vigon  
Casey Foster

**Tee  
8A**

Madrid

Matai Peasley

**Van Meter  
West Central Valley  
Woodward-Granger**

**Cael Trudo  
Nathan Bentler  
Grant Polito**

Shotgun Start

Choose Holes for Shotgun Start

| Holes | 1 Group                             | 2 Groups                            | Startee Holes |
|-------|-------------------------------------|-------------------------------------|---------------|
| 1     | <input type="checkbox"/>            | <input type="checkbox"/>            | 1A,1B         |
| 2     | <input type="checkbox"/>            | <input type="checkbox"/>            |               |
| 3     | <input checked="" type="checkbox"/> | <input checked="" type="checkbox"/> | 3             |
| 4     | <input checked="" type="checkbox"/> | <input checked="" type="checkbox"/> | 4A,4B         |
| 5     | <input type="checkbox"/>            | <input type="checkbox"/>            |               |
| 6     | <input type="checkbox"/>            | <input type="checkbox"/>            |               |
| 7     | <input type="checkbox"/>            | <input type="checkbox"/>            |               |
| 8     | <input checked="" type="checkbox"/> | <input checked="" type="checkbox"/> | 8A,8B         |
| 9     | <input type="checkbox"/>            | <input type="checkbox"/>            |               |
| 10    | <input type="checkbox"/>            | <input type="checkbox"/>            |               |
| 11    | <input type="checkbox"/>            | <input type="checkbox"/>            |               |
| 12    | <input type="checkbox"/>            | <input type="checkbox"/>            |               |
| 13    | <input type="checkbox"/>            | <input type="checkbox"/>            |               |
| 14    | <input type="checkbox"/>            | <input type="checkbox"/>            |               |
| 15    | <input type="checkbox"/>            | <input type="checkbox"/>            |               |
| 16    | <input type="checkbox"/>            | <input type="checkbox"/>            |               |
| 17    | <input type="checkbox"/>            | <input type="checkbox"/>            |               |
| 18    | <input type="checkbox"/>            | <input type="checkbox"/>            |               |





[www.kickstartgolf.com](http://www.kickstartgolf.com)

| Tee | Position | School              | Name             |
|-----|----------|---------------------|------------------|
| 1A  | 1        | Van Meter           | John Braun       |
| 4A  | 2        | Van Meter           | Teddy Sieck      |
| 1B  | 3        | Van Meter           | Slade Montgomery |
| 4B  | 4        | Van Meter           | Jason Hasselman  |
| 3   | 5        | Van Meter           | Evan Roberts     |
| 8A  | 6        | Van Meter           | Caal Trudo       |
| 1A  | 1        | Woodward-Granger    | Max Behrens      |
| 4A  | 2        | Woodward-Granger    | Landon Chambers  |
| 1B  | 3        | Woodward-Granger    | Tabor Lettow     |
| 4B  | 4        | Woodward-Granger    | Cassy Foster     |
| 3   | 5        | Woodward-Granger    | Bryce Polich     |
| 8A  | 6        | Woodward-Granger    | Grant Polito     |
| 1A  | 1        | West Central Valley |                  |
| 4A  | 2        | West Central Valley |                  |
| 1B  | 3        | West Central Valley | Colton Kern      |
| 4B  | 4        | West Central Valley | Bryce Vigon      |
| 3   | 5        | West Central Valley | Oliver Ware      |
| 8A  | 6        | West Central Valley | Nathan Bentler   |
| 1A  | 1        | Madrid              | Owen Burkhardt   |
| 4A  | 2        | Madrid              | Wyatt Kniffen    |
| 1B  | 3        | Madrid              | Carter Lindley   |
| 4B  | 4        | Madrid              | Eli Petersen     |
| 3   | 5        | Madrid              | Kaden Elswick    |
| 8A  | 6        | Madrid              | Matal Peszley    |
| 1   | 1        |                     |                  |
| 2   | 2        |                     |                  |
| 3   | 3        |                     |                  |
| 4   | 4        |                     |                  |
| 5   | 5        |                     |                  |
| 6   | 6        |                     |                  |
| 1   | 1        |                     |                  |
| 2   | 2        |                     |                  |
| 3   | 3        |                     |                  |
| 4   | 4        |                     |                  |
| 5   | 5        |                     |                  |
| 6   | 6        |                     |                  |
| 1   | 1        |                     |                  |
| 2   | 2        |                     |                  |
| 3   | 3        |                     |                  |
| 4   | 4        |                     |                  |
| 5   | 5        |                     |                  |
| 6   | 6        |                     |                  |
| 1   | 1        |                     |                  |
| 2   | 2        |                     |                  |
| 3   | 3        |                     |                  |
| 4   | 4        |                     |                  |
| 5   | 5        |                     |                  |
| 6   | 6        |                     |                  |
| 1   | 1        |                     |                  |
| 2   | 2        |                     |                  |
| 3   | 3        |                     |                  |
| 4   | 4        |                     |                  |
| 5   | 5        |                     |                  |
| 6   | 6        |                     |                  |
| 1   | 1        |                     |                  |
| 2   | 2        |                     |                  |
| 3   | 3        |                     |                  |
| 4   | 4        |                     |                  |
| 5   | 5        |                     |                  |
| 6   | 6        |                     |                  |


Use Names


| Tee                 | 1A               | Tee | Tee | Tee |
|---------------------|------------------|-----|-----|-----|
| Madrid              | Owen Burkhardt   |     |     |     |
| Van Meter           | John Braun       |     |     |     |
| West Central Valley |                  |     |     |     |
| Woodward-Granger    | Max Behrens      |     |     |     |
| Tee                 |                  | Tee | Tee | Tee |
| 1B                  |                  |     |     |     |
| Madrid              | Carter Lindley   |     |     |     |
| Van Meter           | Slade Montgomery |     |     |     |
| West Central Valley | Colton Kern      |     |     |     |
| Woodward-Granger    | Tabor Lettow     |     |     |     |
| Tee                 |                  | Tee | Tee | Tee |
| 3                   |                  |     |     |     |
| Madrid              | Kaden Elswick    |     |     |     |
| Van Meter           | Evan Roberts     |     |     |     |
| West Central Valley | Oliver Ware      |     |     |     |
| Woodward-Granger    | Bryce Polich     |     |     |     |
| Tee                 |                  | Tee | Tee | Tee |
| 4A                  |                  |     |     |     |
| Madrid              | Wyatt Kniffen    |     |     |     |
| Van Meter           | Teddy Sieck      |     |     |     |
| West Central Valley |                  |     |     |     |
| Woodward-Granger    | Landon Chambers  |     |     |     |
| Tee                 |                  | Tee | Tee | Tee |
| 4B                  |                  |     |     |     |
| Madrid              | Eli Petersen     |     |     |     |
| Van Meter           | Jason Hasselman  |     |     |     |
| West Central Valley | Bryce Vigon      |     |     |     |
| Woodward-Granger    | Cassy Foster     |     |     |     |
| Tee                 |                  | Tee | Tee | Tee |
| 8A                  |                  |     |     |     |
| Madrid              | Matal Peszley    |     |     |     |
| Van Meter           | Caal Trudo       |     |     |     |
| West Central Valley | Nathan Bentler   |     |     |     |
| Woodward-Granger    | Grant Polito     |     |     |     |
| Tee                 |                  | Tee | Tee | Tee |
|                     |                  |     |     |     |
| Tee                 |                  | Tee | Tee | Tee |
|                     |                  |     |     |     |
| Tee                 |                  | Tee | Tee | Tee |
|                     |                  |     |     |     |











| Group               |               | Hole      | 1   | 2   | 3   | 4   | 5   | 6   | 7   | 8   | 9   | OUT  | 10  | 11  | 12  | 13  | 14  | 15  | 16  | 17  | 18  | IN   | TOT  |
|---------------------|---------------|-----------|-----|-----|-----|-----|-----|-----|-----|-----|-----|------|-----|-----|-----|-----|-----|-----|-----|-----|-----|------|------|
| 1A                  |               | Distance  | 417 | 530 | 334 | 306 | 165 | 403 | 251 | 304 | 132 | 2842 | 417 | 530 | 334 | 306 | 165 | 403 | 251 | 304 | 132 | 2842 | 5684 |
|                     |               | Handicap  | 5   | 1   | 11  | 9   | 7   | 3   | 17  | 13  | 15  |      | 6   | 2   | 10  | 14  | 8   | 4   | 18  | 12  | 16  |      |      |
| School              | Player        | Tee / Par | 4   | 5   | 4   | 4   | 3   | 4   | 4   | 4   | 3   | 35   | 4   | 5   | 4   | 4   | 3   | 4   | 4   | 4   | 3   | 35   | 70   |
| Madrid              | Owen Burkhart | 1A        |     |     |     |     |     |     |     |     |     |      |     |     |     |     |     |     |     |     |     |      |      |
| Van Meter           | John Braun    | 1A        |     |     |     |     |     |     |     |     |     |      |     |     |     |     |     |     |     |     |     |      |      |
| West Central Valley |               | 1A        |     |     |     |     |     |     |     |     |     |      |     |     |     |     |     |     |     |     |     |      |      |
| Woodward-Granger    | Max Behrens   | 1A        |     |     |     |     |     |     |     |     |     |      |     |     |     |     |     |     |     |     |     |      |      |

| Group               |                  | Hole      | 1   | 2   | 3   | 4   | 5   | 6   | 7   | 8   | 9   | OUT  | 10  | 11  | 12  | 13  | 14  | 15  | 16  | 17  | 18  | IN   | TOT  |
|---------------------|------------------|-----------|-----|-----|-----|-----|-----|-----|-----|-----|-----|------|-----|-----|-----|-----|-----|-----|-----|-----|-----|------|------|
| 1B                  |                  | Distance  | 417 | 530 | 334 | 306 | 165 | 403 | 251 | 304 | 132 | 2842 | 417 | 530 | 334 | 306 | 165 | 403 | 251 | 304 | 132 | 2842 | 5684 |
|                     |                  | Handicap  | 5   | 1   | 11  | 9   | 7   | 3   | 17  | 13  | 15  |      | 6   | 2   | 10  | 14  | 8   | 4   | 18  | 12  | 16  |      |      |
| School              | Player           | Tee / Par | 4   | 5   | 4   | 4   | 3   | 4   | 4   | 4   | 3   | 35   | 4   | 5   | 4   | 4   | 3   | 4   | 4   | 4   | 3   | 35   | 70   |
| Madrid              | Carter Lindley   | 1B        |     |     |     |     |     |     |     |     |     |      |     |     |     |     |     |     |     |     |     |      |      |
| Van Meter           | Slade Montgomery | 1B        |     |     |     |     |     |     |     |     |     |      |     |     |     |     |     |     |     |     |     |      |      |
| West Central Valley | Colten Kern      | 1B        |     |     |     |     |     |     |     |     |     |      |     |     |     |     |     |     |     |     |     |      |      |
| Woodward-Granger    | Tabor Lettow     | 1B        |     |     |     |     |     |     |     |     |     |      |     |     |     |     |     |     |     |     |     |      |      |

| Group               |               | Hole      | 1   | 2   | 3   | 4   | 5   | 6   | 7   | 8   | 9   | OUT  | 10  | 11  | 12  | 13  | 14  | 15  | 16  | 17  | 18  | IN   | TOT  |
|---------------------|---------------|-----------|-----|-----|-----|-----|-----|-----|-----|-----|-----|------|-----|-----|-----|-----|-----|-----|-----|-----|-----|------|------|
| 3                   |               | Distance  | 417 | 530 | 334 | 306 | 165 | 403 | 251 | 304 | 132 | 2842 | 417 | 530 | 334 | 306 | 165 | 403 | 251 | 304 | 132 | 2842 | 5684 |
|                     |               | Handicap  | 5   | 1   | 11  | 9   | 7   | 3   | 17  | 13  | 15  |      | 6   | 2   | 10  | 14  | 8   | 4   | 18  | 12  | 16  |      |      |
| School              | Player        | Tee / Par | 4   | 5   | 4   | 4   | 3   | 4   | 4   | 4   | 3   | 35   | 4   | 5   | 4   | 4   | 3   | 4   | 4   | 4   | 3   | 35   | 70   |
| Madrid              | Kaden Elswick | 3         |     |     |     |     |     |     |     |     |     |      |     |     |     |     |     |     |     |     |     |      |      |
| Van Meter           | Evan Roberts  | 3         |     |     |     |     |     |     |     |     |     |      |     |     |     |     |     |     |     |     |     |      |      |
| West Central Valley | Oliver Ware   | 3         |     |     |     |     |     |     |     |     |     |      |     |     |     |     |     |     |     |     |     |      |      |
| Woodward-Granger    | Bryce Polich  | 3         |     |     |     |     |     |     |     |     |     |      |     |     |     |     |     |     |     |     |     |      |      |

| Group               |                 | Hole      | 1   | 2   | 3   | 4   | 5   | 6   | 7   | 8   | 9   | OUT  | 10  | 11  | 12  | 13  | 14  | 15  | 16  | 17  | 18  | IN   | TOT  |
|---------------------|-----------------|-----------|-----|-----|-----|-----|-----|-----|-----|-----|-----|------|-----|-----|-----|-----|-----|-----|-----|-----|-----|------|------|
| 4A                  |                 | Distance  | 417 | 530 | 334 | 306 | 165 | 403 | 251 | 304 | 132 | 2842 | 417 | 530 | 334 | 306 | 165 | 403 | 251 | 304 | 132 | 2842 | 5684 |
|                     |                 | Handicap  | 5   | 1   | 11  | 9   | 7   | 3   | 17  | 13  | 15  |      | 6   | 2   | 10  | 14  | 8   | 4   | 18  | 12  | 16  |      |      |
| School              | Player          | Tee / Par | 4   | 5   | 4   | 4   | 3   | 4   | 4   | 4   | 3   | 35   | 4   | 5   | 4   | 4   | 3   | 4   | 4   | 4   | 3   | 35   | 70   |
| Madrid              | Wyatt Kniffen   | 4A        |     |     |     |     |     |     |     |     |     |      |     |     |     |     |     |     |     |     |     |      |      |
| Van Meter           | Teddy Sieck     | 4A        |     |     |     |     |     |     |     |     |     |      |     |     |     |     |     |     |     |     |     |      |      |
| West Central Valley |                 | 4A        |     |     |     |     |     |     |     |     |     |      |     |     |     |     |     |     |     |     |     |      |      |
| Woodward-Granger    | Landon Chambers | 4A        |     |     |     |     |     |     |     |     |     |      |     |     |     |     |     |     |     |     |     |      |      |

| Group               |                 | Hole      | 1   | 2   | 3   | 4   | 5   | 6   | 7   | 8   | 9   | OUT  | 10  | 11  | 12  | 13  | 14  | 15  | 16  | 17  | 18  | IN   | TOT  |
|---------------------|-----------------|-----------|-----|-----|-----|-----|-----|-----|-----|-----|-----|------|-----|-----|-----|-----|-----|-----|-----|-----|-----|------|------|
| 4B                  |                 | Distance  | 417 | 530 | 334 | 306 | 165 | 403 | 251 | 304 | 132 | 2842 | 417 | 530 | 334 | 306 | 165 | 403 | 251 | 304 | 132 | 2842 | 5684 |
|                     |                 | Handicap  | 5   | 1   | 11  | 9   | 7   | 3   | 17  | 13  | 15  |      | 6   | 2   | 10  | 14  | 8   | 4   | 18  | 12  | 16  |      |      |
| School              | Player          | Tee / Par | 4   | 5   | 4   | 4   | 3   | 4   | 4   | 4   | 3   | 35   | 4   | 5   | 4   | 4   | 3   | 4   | 4   | 4   | 3   | 35   | 70   |
| Madrid              | Eli Petersen    | 4B        |     |     |     |     |     |     |     |     |     |      |     |     |     |     |     |     |     |     |     |      |      |
| Van Meter           | Jaxon Hanselman | 4B        |     |     |     |     |     |     |     |     |     |      |     |     |     |     |     |     |     |     |     |      |      |
| West Central Valley | Bryce Vigon     | 4B        |     |     |     |     |     |     |     |     |     |      |     |     |     |     |     |     |     |     |     |      |      |
| Woodward-Granger    | Casey Foster    | 4B        |     |     |     |     |     |     |     |     |     |      |     |     |     |     |     |     |     |     |     |      |      |

| Group               |                | Hole      | 1   | 2   | 3   | 4   | 5   | 6   | 7   | 8   | 9   | OUT  | 10  | 11  | 12  | 13  | 14  | 15  | 16  | 17  | 18  | IN   | TOT  |
|---------------------|----------------|-----------|-----|-----|-----|-----|-----|-----|-----|-----|-----|------|-----|-----|-----|-----|-----|-----|-----|-----|-----|------|------|
| 8A                  |                | Distance  | 417 | 530 | 334 | 306 | 165 | 403 | 251 | 304 | 132 | 2842 | 417 | 530 | 334 | 306 | 165 | 403 | 251 | 304 | 132 | 2842 | 5684 |
|                     |                | Handicap  | 5   | 1   | 11  | 9   | 7   | 3   | 17  | 13  | 15  |      | 6   | 2   | 10  | 14  | 8   | 4   | 18  | 12  | 16  |      |      |
| School              | Player         | Tee / Par | 4   | 5   | 4   | 4   | 3   | 4   | 4   | 4   | 3   | 35   | 4   | 5   | 4   | 4   | 3   | 4   | 4   | 4   | 3   | 35   | 70   |
| Madrid              | Matai Peasley  | 8A        |     |     |     |     |     |     |     |     |     |      |     |     |     |     |     |     |     |     |     |      |      |
| Van Meter           | Cael Trudo     | 8A        |     |     |     |     |     |     |     |     |     |      |     |     |     |     |     |     |     |     |     |      |      |
| West Central Valley | Nathan Bentler | 8A        |     |     |     |     |     |     |     |     |     |      |     |     |     |     |     |     |     |     |     |      |      |
| Woodward-Granger    | Grant Polito   | 8A        |     |     |     |     |     |     |     |     |     |      |     |     |     |     |     |     |     |     |     |      |      |

| Group  |        | Hole      | 1   | 2   | 3   | 4   | 5   | 6   | 7   | 8   | 9   | OUT  | 10  | 11  | 12  | 13  | 14  | 15  | 16  | 17  | 18  | IN   | TOT  |
|--------|--------|-----------|-----|-----|-----|-----|-----|-----|-----|-----|-----|------|-----|-----|-----|-----|-----|-----|-----|-----|-----|------|------|
| 8B     |        | Distance  | 417 | 530 | 334 | 306 | 165 | 403 | 251 | 304 | 132 | 2842 | 417 | 530 | 334 | 306 | 165 | 403 | 251 | 304 | 132 | 2842 | 5684 |
|        |        | Handicap  | 5   | 1   | 11  | 9   | 7   | 3   | 17  | 13  | 15  |      | 6   | 2   | 10  | 14  | 8   | 4   | 18  | 12  | 16  |      |      |
| School | Player | Tee / Par | 4   | 5   | 4   | 4   | 3   | 4   | 4   | 4   | 3   | 35   | 4   | 5   | 4   | 4   | 3   | 4   | 4   | 4   | 3   | 35   | 70   |
|        |        |           |     |     |     |     |     |     |     |     |     |      |     |     |     |     |     |     |     |     |     |      |      |
|        |        |           |     |     |     |     |     |     |     |     |     |      |     |     |     |     |     |     |     |     |     |      |      |

| Group  |        | Hole      | 1   | 2   | 3   | 4   | 5   | 6   | 7   | 8   | 9   | OUT  | 10  | 11  | 12  | 13  | 14  | 15  | 16  | 17  | 18  | IN   | TOT  |
|--------|--------|-----------|-----|-----|-----|-----|-----|-----|-----|-----|-----|------|-----|-----|-----|-----|-----|-----|-----|-----|-----|------|------|
|        |        | Distance  | 417 | 530 | 334 | 306 | 165 | 403 | 251 | 304 | 132 | 2842 | 417 | 530 | 334 | 306 | 165 | 403 | 251 | 304 | 132 | 2842 | 5684 |
|        |        | Handicap  | 5   | 1   | 11  | 9   | 7   | 3   | 17  | 13  | 15  |      | 6   | 2   | 10  | 14  | 8   | 4   | 18  | 12  | 16  |      |      |
| School | Player | Tee / Par | 4   | 5   | 4   | 4   | 3   | 4   | 4   | 4   | 3   | 35   | 4   | 5   | 4   | 4   | 3   | 4   | 4   | 4   | 3   | 35   | 70   |
|        |        |           |     |     |     |     |     |     |     |     |     |      |     |     |     |     |     |     |     |     |     |      |      |
|        |        |           |     |     |     |     |     |     |     |     |     |      |     |     |     |     |     |     |     |     |     |      |      |

| Group |  | Hole | 1 | 2 | 3 | 4 | 5 | 6 | 7 | 8 | 9 | OUT | 10 | 11 | 12 | 13 | 14 | 15 | 16 | 17 | 18 | IN | TOT |
|-------|--|------|---|---|---|---|---|---|---|---|---|-----|----|----|----|----|----|----|----|----|----|----|-----|
|-------|--|------|---|---|---|---|---|---|---|---|---|-----|----|----|----|----|----|----|----|----|----|----|-----|













